



Wi-Fi INTERFACE UNIT

QUICK START GUIDE



MTH WI-FI DCS QUICK START GUIDE

Your MTH WIU can connect with the MTH DCS app and run your trains in one of two ways. See below and choose which is best for you. You can easily switch between these modes later, so don't worry.

MTH WI-FI NETWORK MODE

MTH mode creates its own wi-fi network to run your trains. Your smart device will not be connected to the internet when connected to the WIU while in MTH Network Mode.

1. Attach the antenna to module
2. Set the "MTH/Home" selector switch to MTH
3. Connect module to TIU with USB cable (included*)
4. Apply power to your TIU
5. Apply power to the WIU. Allow a minute for the module to initialize. When ready, the PWR, Wi-Fi, and TIU LEDs should be lit.
6. Install the MTH DCS app from the App Store or Google Play. Search for "MTH DCS."
7. Go to Settings/Wi-Fi and connect your smart device to the MTH DCS network.
Network Key: mthdcswifi
8. Open the app and tap "Run My Trains"
9. Tap "Choose or Add an Engine" then tap "Add MTH Engine" and follow the prompts.
10. Tap "Start Up" and enjoy!

HOME WI-FI NETWORK MODE


Home mode connects to your existing home wi-fi network and has the advantage of keeping your smart device connected to the internet.

1. Attach the antenna to module
2. Set the "MTH/Home" selector switch to HOME
3. Connect module to TIU with USB cable (included*)
4. Apply power to your TIU
5. Apply power to the WIU. Allow a minute for the module to initialize. When ready, the PWR, Wi-Fi, and TIU LEDs should be lit.
6. Press the WPS button on your home Wi-Fi router and then the WPS button on the WIU
7. Wait until the white WPS LED on the WIU is on steadily (it will go off after a few minutes)
8. Install the MTH DCS app from the App Store or Google Play. Search for "MTH DCS."
9. Open the app and tap "Run My Trains"
10. Tap "Choose or Add an Engine" then tap "Add MTH Engine" and follow the prompts.
11. Tap "Start Up" and enjoy!

** Older TIUs do not have a USB connector and require a USB to Serial adapter. For example, you can use Sabrent CB-DB9P available at Amazon or Best Buy.*

DCS WI-FI INTERFACE UNIT

PRODUCT OVERVIEW





RESET
Resets module to factory settings

POWER
Green when plugged in

LAN
Blue when ENET is connected

TIU
Purple when TIU is connected

WPS
White when WPS initiated



FOR MORE PRODUCT INFORMATION,
INSTRUCTIONS AND SUPPORT,
VISIT WWW.MTHTRAINS.COM/50-1034